

**Jumlah PNSD di Lingkungan Pemerintah Provinsi Nusa Tenggara Timur**  
**Keadaan 31 Agustus 2022**  
*Number of Regional Civil Servants of East Nusa Tenggara Province , August 31<sup>st</sup> , 2022*

| Golongan Kepangkatan/ <i>Class Rank</i> |                           |                             | Jumlah        |
|---|---------------------------|-----------------------------|---------------|
| Golongan                                | Laki-laki/<br><i>Male</i> | Perempuan/<br><i>Female</i> | <i>Total</i>  |
| I/a                                     | 3                         | 0                           | 3             |
| I/b                                     | 19                        | 0                           | 19            |
| I/c                                     | 14                        | 1                           | 15            |
| I/d                                     | 36                        | 3                           | 39            |
| II/a                                    | 90                        | 17                          | 107           |
| II/b                                    | 203                       | 64                          | 267           |
| II/c                                    | 333                       | 141                         | 474           |
| II/d                                    | 456                       | 202                         | 658           |
| III/a                                   | 1,036                     | 1,043                       | 2,079         |
| III/b                                   | 1,222                     | 1,343                       | 2,565         |
| III/c                                   | 1,147                     | 1,380                       | 2,527         |
| III/d                                   | 1,269                     | 1,485                       | 2,754         |
| IV/a                                    | 1,075                     | 793                         | 1,868         |
| IV/b                                    | 468                       | 349                         | 817           |
| IV/c                                    | 24                        | 19                          | 43            |
| IV/d                                    | 12                        | 7                           | 19            |
| IV/e                                    | 1                         | 1                           | 2             |
|   |                           |                             |               |
| <b>Total</b>                            | <b>7,408</b>              | <b>6,848</b>                | <b>14,256</b> |

| Nama Jabatan/<br><i>Position</i> | Laki-laki/<br><i>Male</i> | Perempuan/<br><i>Female</i> | Jumlah/<br><i>Total</i> |
|----------------------------------|---------------------------|-----------------------------|-------------------------|
| Fungsional Umum                  | 3,353                     | 2,471                       | 5,824                   |
| Fungsional Tertentu              | 3,595                     | 4,153                       | 7,748                   |
| Struktural                       | 460                       | 224                         | 684                     |
| <b>Total</b>                     | <b>7,408</b>              | <b>6,848</b>                | <b>14,256</b>           |

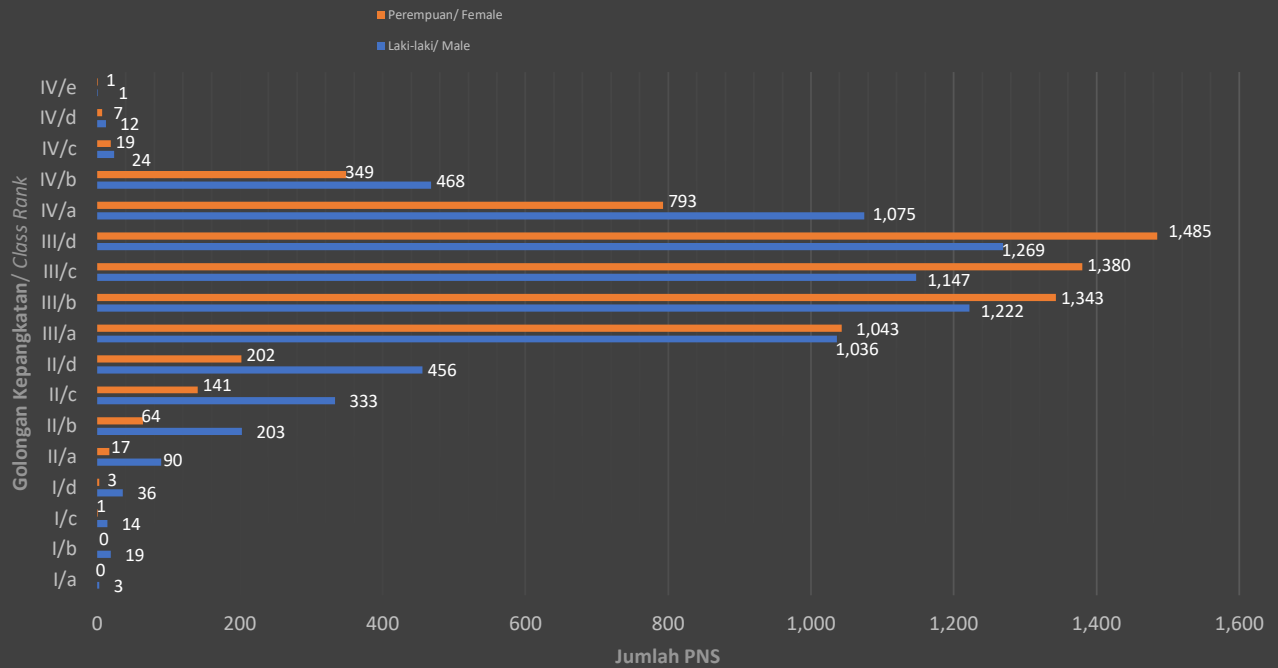
| Jumlah Pejabat Struktural/ <i>Number of Structural Officials</i> |                        |                          | Jumlah       |
|--|------------------------|--------------------------|--------------|
| Eselon   | Laki-laki/ <i>Male</i> | Perempuan/ <i>Female</i> | <i>Total</i> |
| I-a  | 0                      | 0                        | 0            |
| I-b  | 1                      | 0                        | 1            |
| II-a   | 27                     | 6                        | 33           |
| II-b   | 4                      | 2                        | 6            |
| III-a  | 119                    | 52                       | 171          |
| III-b  | 78                     | 16                       | 94           |
| IV-a   | 227                    | 145                      | 372          |
| IV-b   | 4                      | 3                        | 7            |
|  |                        |                          |              |
| <b>Total</b>   | <b>460</b>             | <b>224</b>               | <b>684</b>   |

| Tingkat Pendidikan/ <i>Education Level</i> |                        |                          | Jumlah        |
|--|------------------------|--------------------------|---------------|
| Jenjang                                    | Laki-laki/ <i>Male</i> | Perempuan/ <i>Female</i> | <i>Total</i>  |
| SD/ Primary School                         | 64                     | 3                        | 67            |
| SLTP/ Junior High School                   | 100                    | 9                        | 109           |
| SLTA/ Senior High School                   | 1,302                  | 634                      | 1,936         |
| D1/ Diploma                                | 42                     | 42                       | 84            |
| D2/ Diploma                                | 18                     | 19                       | 37            |
| D3/ Diploma                                | 521                    | 744                      | 1,265         |
| S1/ Strata 1                               | 5,032                  | 5,176                    | 10,208        |
| S2/ Strata 2                               | 323                    | 220                      | 543           |
| S3/ Strata 3                               | 6                      | 1                        | 7             |
| <b>Total</b>                               | <b>7,408</b>           | <b>6,848</b>             | <b>14,256</b> |

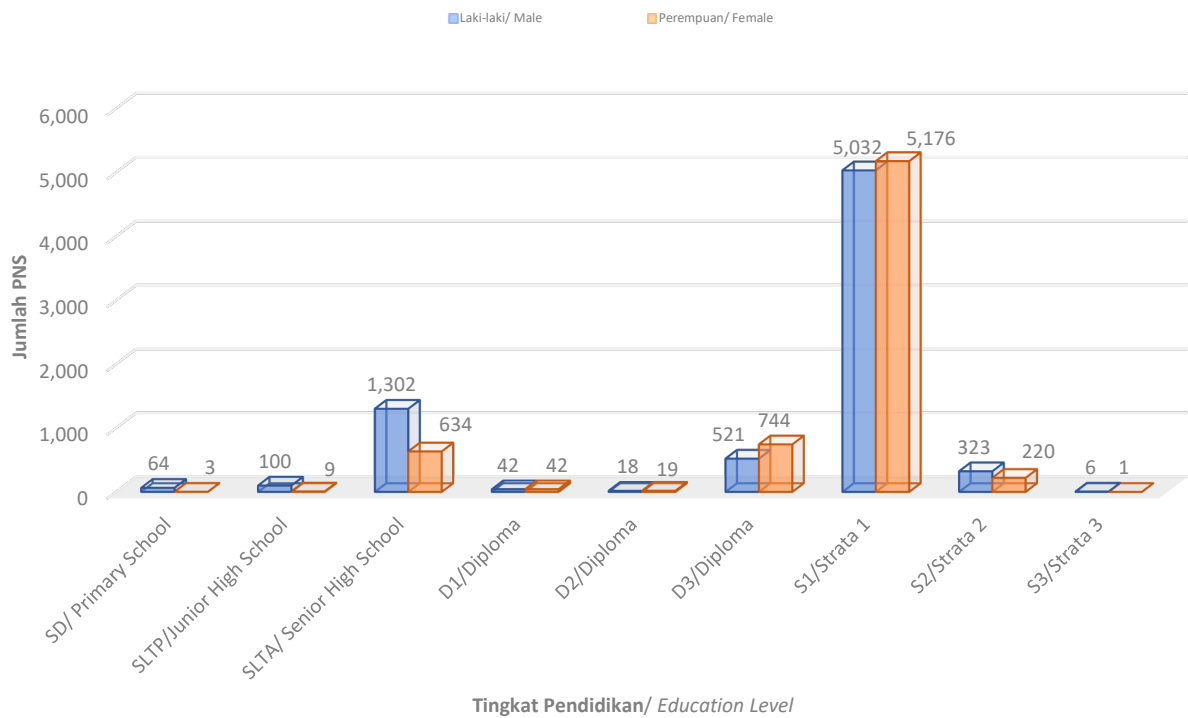
Kupang, 01 September 2022  
Kepala Bidang Perencanaan,  
Pendidikan Aparatur dan Sistem Informasi Pegawai

**Fransiskus A. Wotan, S.Sos**  
Pembina TK. I  
NIP. 19720806 200012 1 005

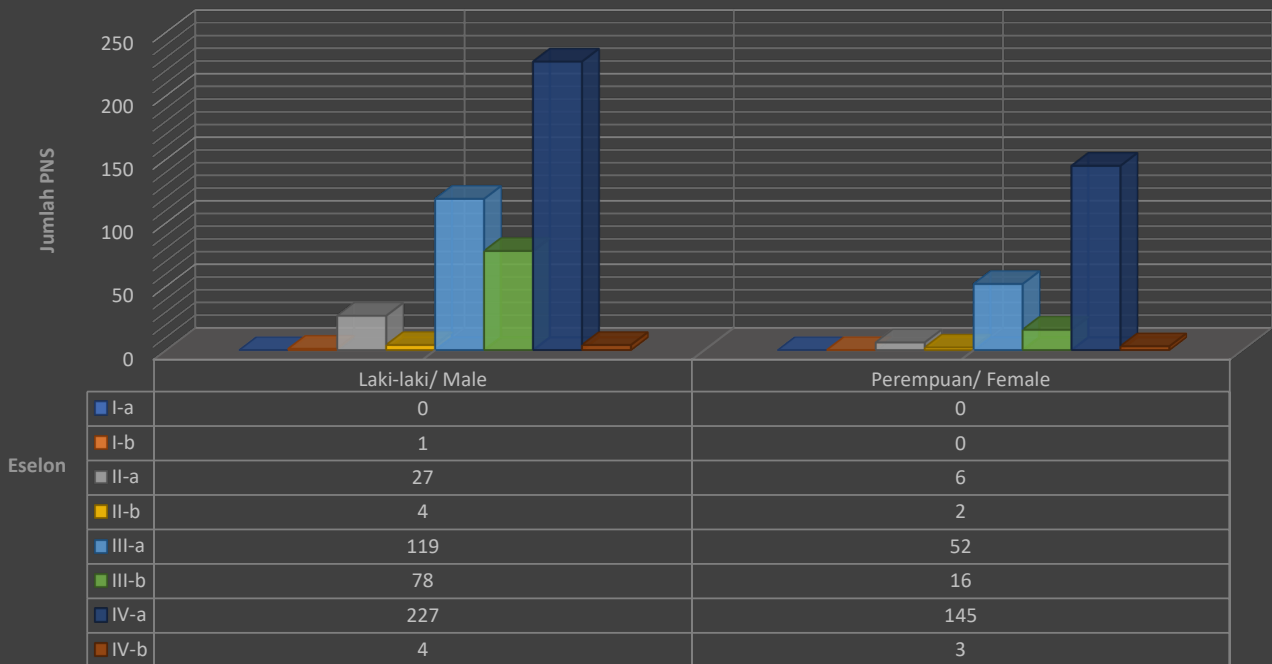
### Rekapitulasi PNS Pemerintah Provinsi NTT Berdasarkan Golongan per Jenis Kelamin Keadaan 31 Agustus 2022



### Rekapitulasi PNS Pemerintah Provinsi NTT Berdasarkan Jenjang Pendidikan per Jenis Kelamin Keadaan 31 Agustus 2022



**Rekapitulasi PNS Pemerintah Provinsi NTT  
Berdasarkan Jabatan Struktural  
per Jenis Kelamin  
Keadaan 31 Agustus 2022**



**Rekapitulasi PNS Pemerintah Provinsi NTT  
Berdasarkan Jabatan non Struktural  
per Jenis Kelamin  
Keadaan 31 Agustus 2022**

