

Jumlah PNSD di Lingkungan Pemerintah Provinsi Nusa Tenggara Timur
Keadaan 31 Agustus 2023
Number of Regional Civil Servants of East Nusa Tenggara Province , August 31st , 2023

Golongan Kepangkatan/ <i>Class Rank</i>			Jumlah
Golongan / <i>Class Rank</i>	Laki-laki/ <i>Male</i>	Perempuan/ <i>Female</i>	<i>Total</i>
I/a	3	0	3
I/b	15	0	15
I/c	11	1	12
I/d	29	2	31
II/a	85	17	102
II/b	172	57	229
II/c	302	129	431
II/d	433	184	617
III/a	971	966	1,937
III/b	1,180	1,275	2,455
III/c	1,092	1,357	2,449
III/d	1,228	1,462	2,690
IV/a	987	790	1,777
IV/b	426	340	766
IV/c	20	20	40
IV/d	7	6	13
IV/e	0	0	0
Total	6,961	6,606	13,567

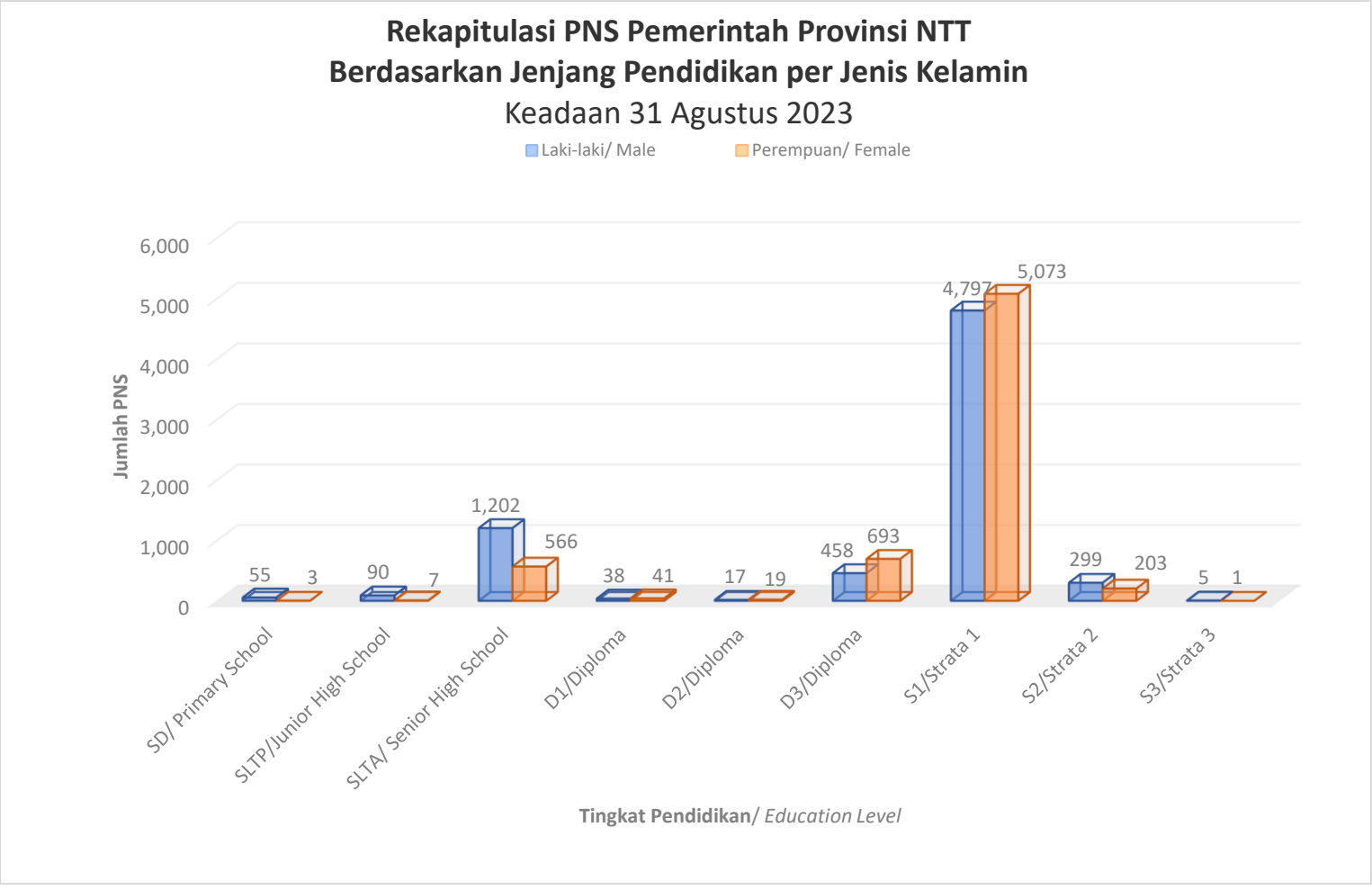
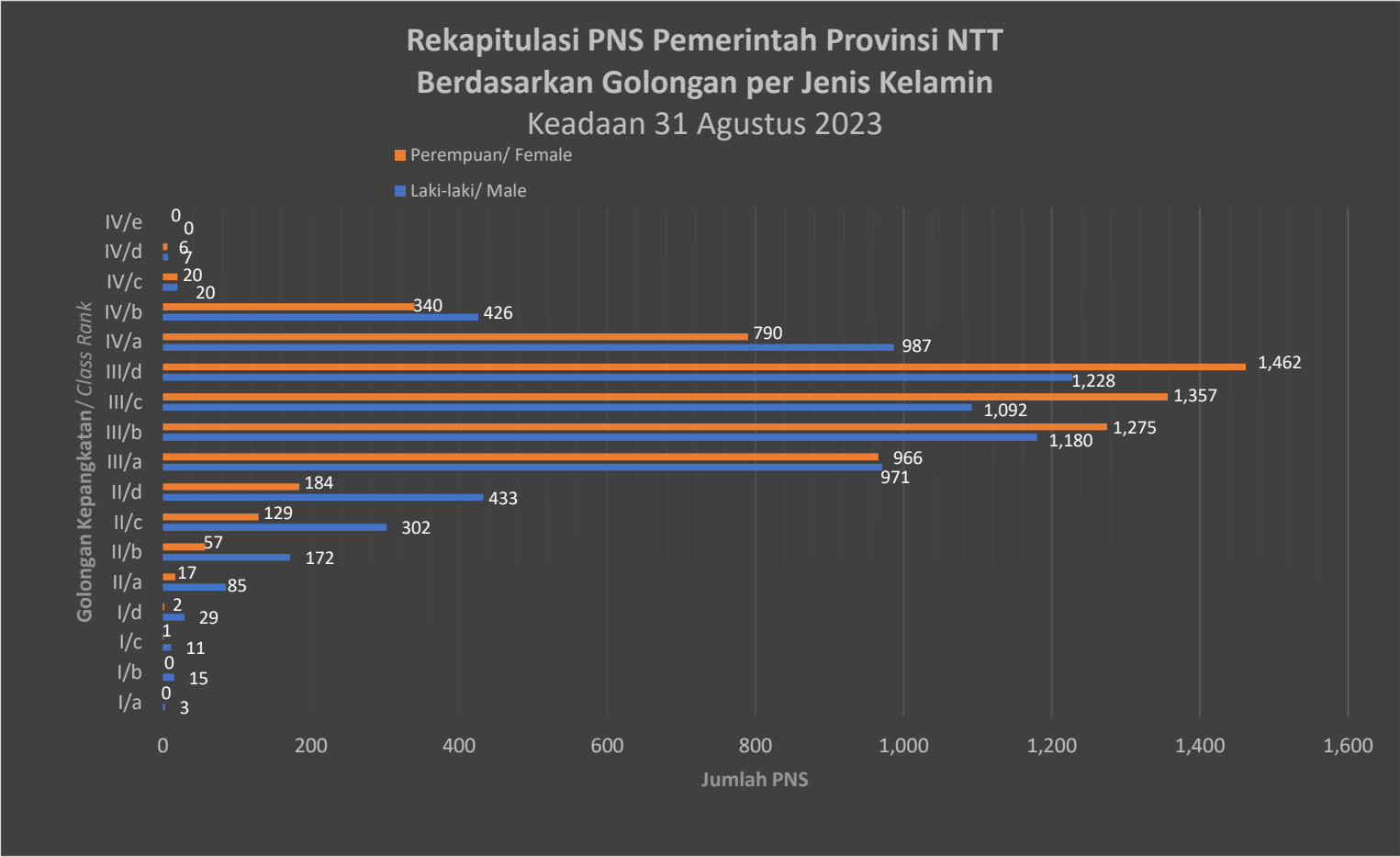
Nama Jabatan/ <i>Position</i>	Laki-laki/ <i>Male</i>	Perempuan/ <i>Female</i>	Jumlah/ <i>Total</i>
Fungsional Umum	3,160	2,359	5,519
Fungsional Tertentu	3,387	4,041	7,428
Struktural	414	206	620
Total	6,961	6,606	13,567

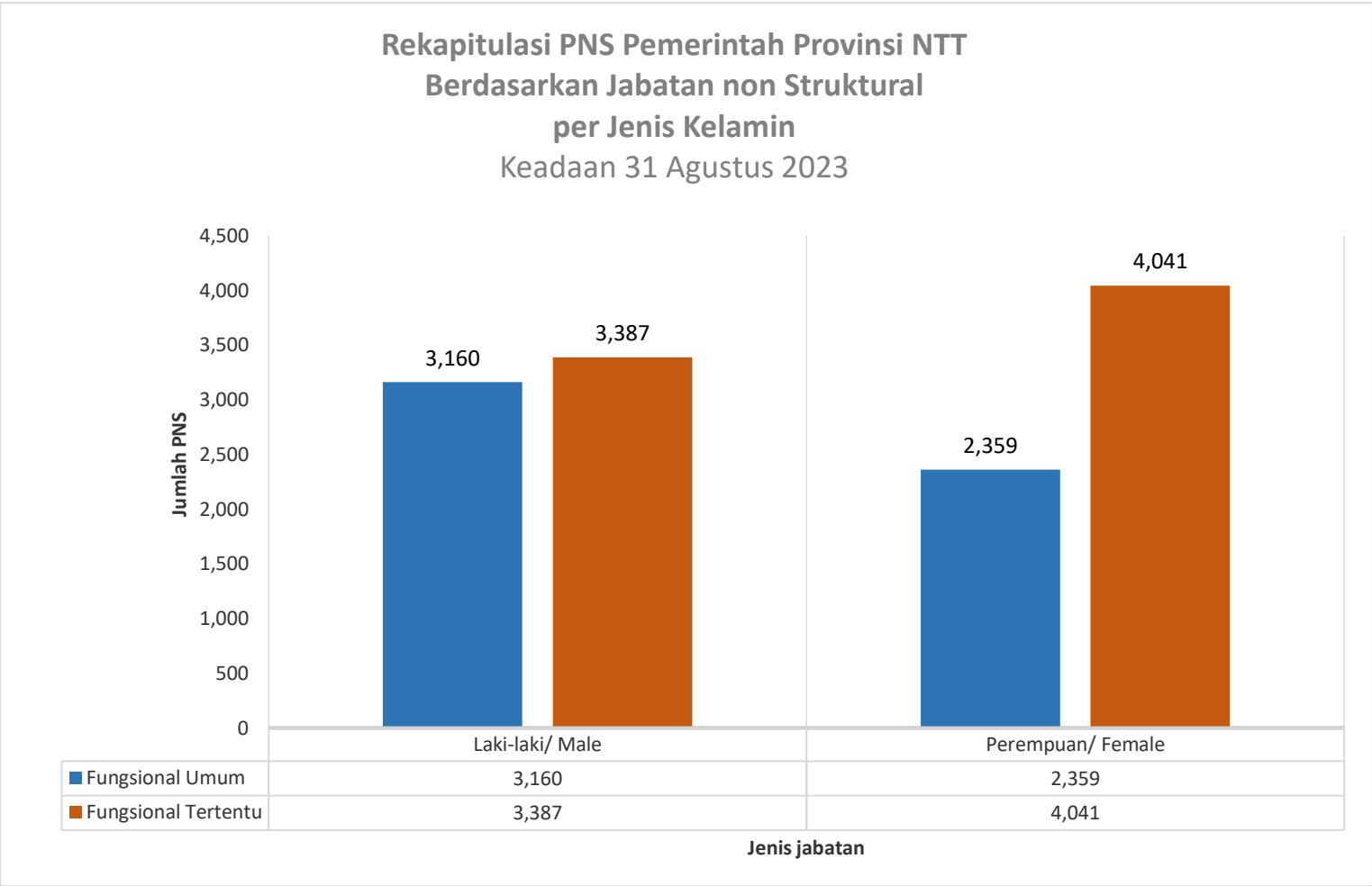
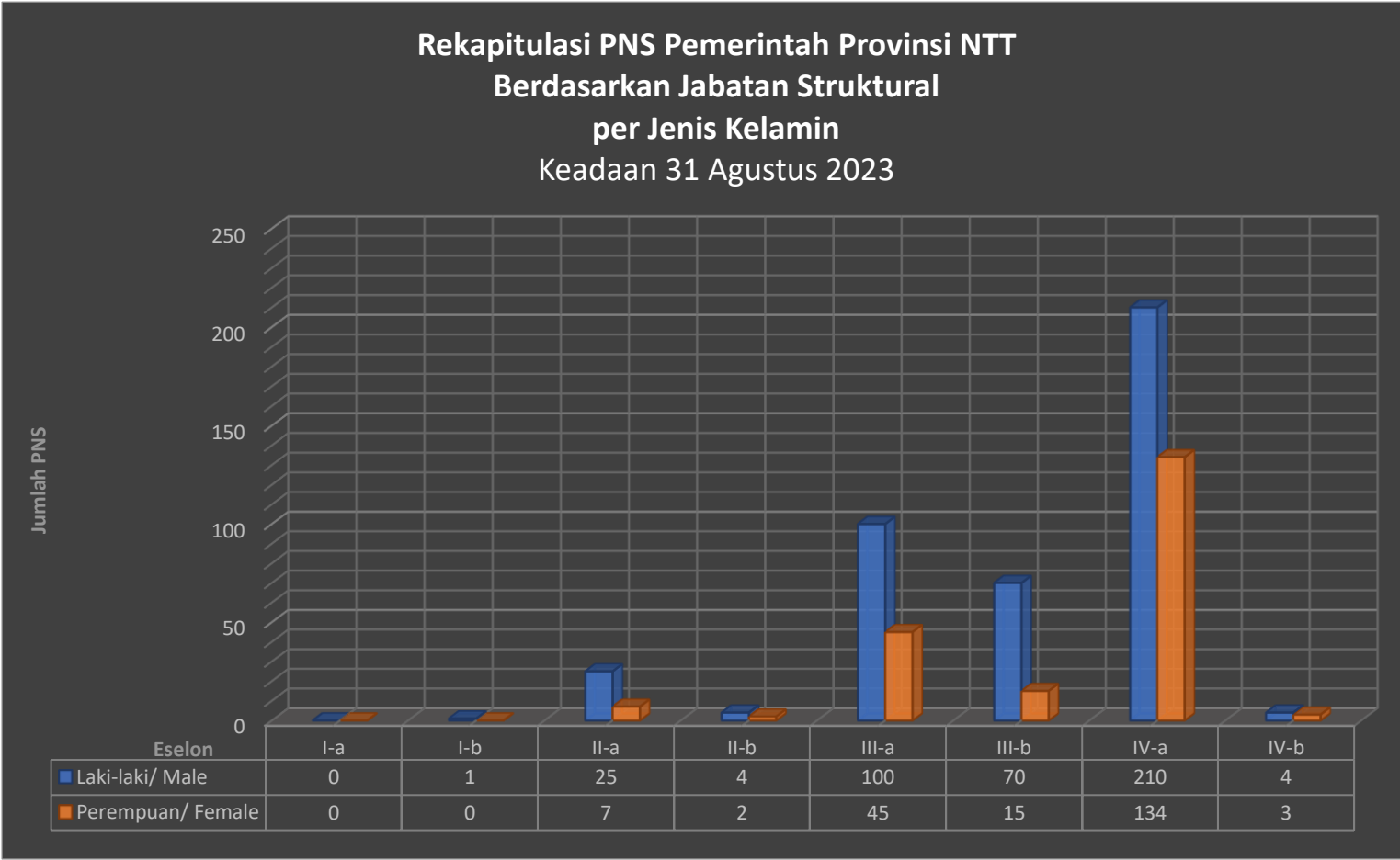
Jumlah Pejabat Struktural/ <i>Number of Structural Officials</i>			Jumlah
Eselon	Laki-laki/ <i>Male</i>	Perempuan/ <i>Female</i>	<i>Total</i>
I-a	0	0	0
I-b	1	0	1
II-a	25	7	32
II-b	4	2	6
III-a	100	45	145
III-b	70	15	85
IV-a	210	134	344
IV-b	4	3	7
Total	414	206	620

Tingkat Pendidikan/ <i>Education Level</i>			Jumlah
Jenjang/ <i>Educational Level</i>	Laki-laki/ <i>Male</i>	Perempuan/ <i>Female</i>	<i>Total</i>
SD/ Primary School	55	3	58
SLTP/Junior High School	90	7	97
SLTA/ Senior High School	1,202	566	1,768
D1/Diploma	38	41	79
D2/Diploma	17	19	36
D3/Diploma	458	693	1,151
S1/Strata 1	4,797	5,073	9,870
S2/Strata 2	299	203	502
S3/Strata 3	5	1	6
Total	6,961	6,606	13,567

Kupang, 01 September 2023
Kepala Bidang Perencanaan,
Pendidikan Aparatur dan Sistem Informasi Pegawai

Fransiskus A. Wotan, S.Sos
Pembina TK. I
NIP. 19720806 200012 1 005





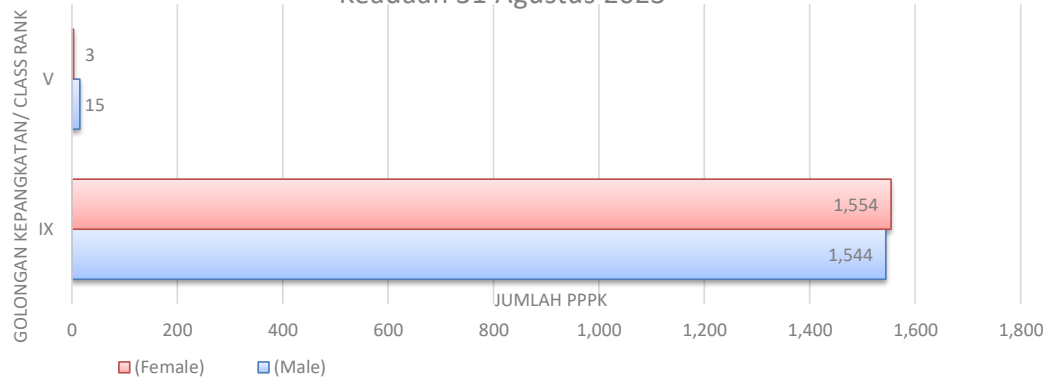
Jumlah PPPK Lingkup Pemerintah Provinsi Nusa Tenggara Timur
Keadaan 31 Agustus 2023
(Number of PPPK of East Nusa Tenggara Province on August 31st, 2023)

Berdasarkan Golongan <i>(Based on Class Rank)</i>			
Golongan <i>(Class Rank)</i>	Pria <i>(Male)</i>	Wanita <i>(Female)</i>	Jumlah <i>(Total)</i>
IX	1,544	1,554	3,098
V	15	3	18
TOTAL	1,559	1,557	3,116


Berdasarkan Jenjang Pendidikan <i>(Based on Educational Level)</i>			
Jenjang Pendidikan <i>(Educational Level)</i>	Pria <i>(Male)</i>	Wanita <i>(Female)</i>	Jumlah <i>(Total)</i>
S - 1/ D - IV <i>(Undergraduate)</i>	1,544	1,554	3,098
SLTA <i>(High School)</i>	15	3	18
TOTAL	1,559	1,557	3,116

Berdasarkan Jabatan <i>(Based on Position)</i>			
Jabatan <i>(Position)</i>	Pria <i>(Male)</i>	Wanita <i>(Female)</i>	Jumlah <i>(Total)</i>
TENAGA GURU <i>(Teachers)</i>	1,544	1,549	3,093
TENAGA TEKNIS <i>(Technical Staff)</i>	15	8	23
TOTAL	1,559	1,557	3,116

Rekapitulasi PPPK Pemerintah Provinsi NTT
Berdasarkan Golongan per Jenis Kelamin
Keadaan 31 Agustus 2023



REKAPITULASI PPPK PEMERINTAH PROVINSI NTT
BERDASARKAN JENJANG PENDIDIKAN PER JENIS KELAMIN
KEADAAN 31 AGUSTUS 2023



Rekapitulasi PPPK Pemerintah Provinsi NTT
Berdasarkan Jabatan per Jenis Kelamin
Keadaan 31 Agustus 2023

